

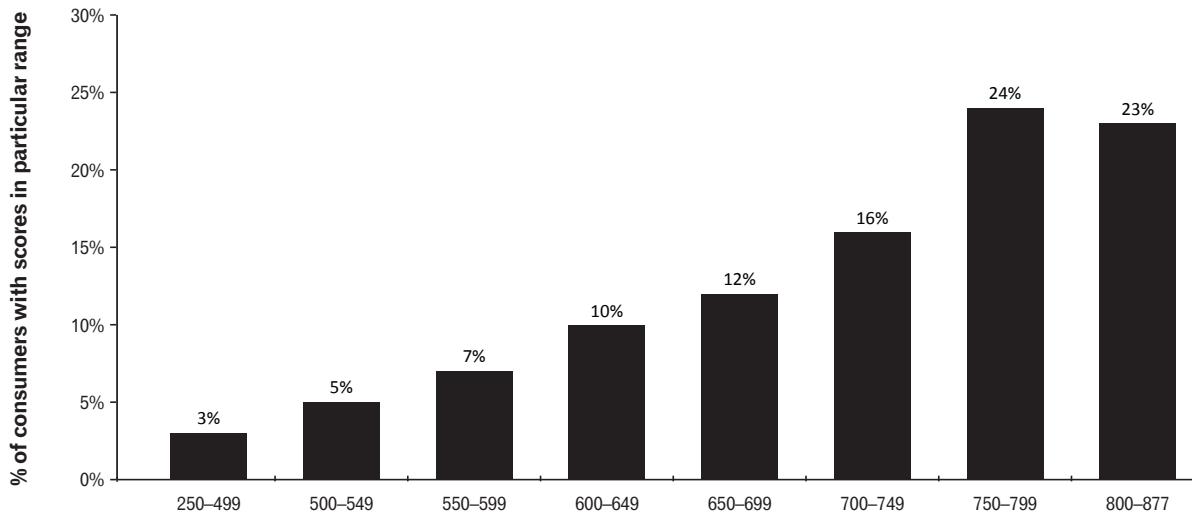


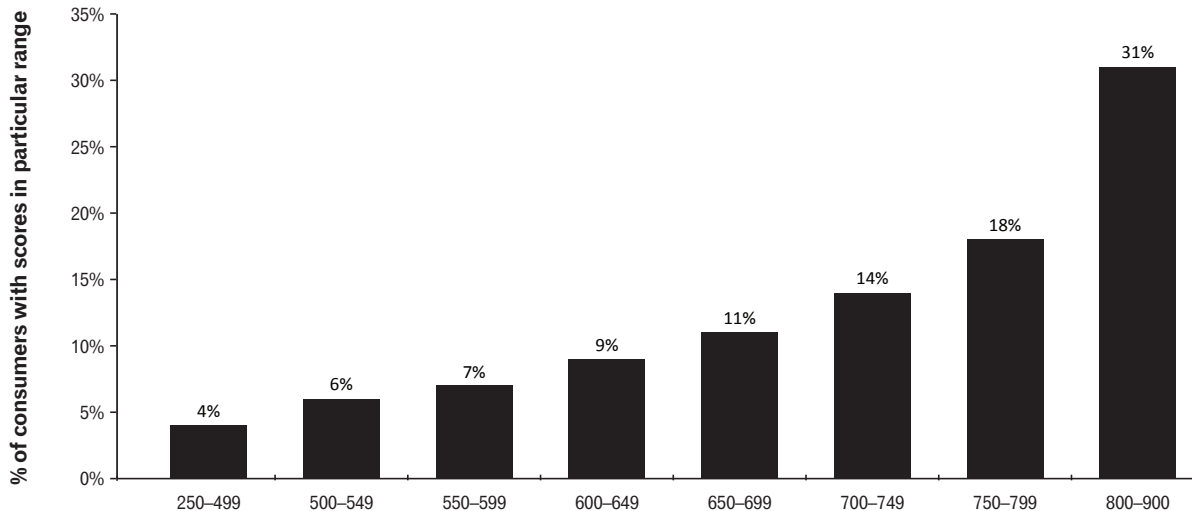
475 Anton Boulevard
Costa Mesa, CA 92626
www.experian.com

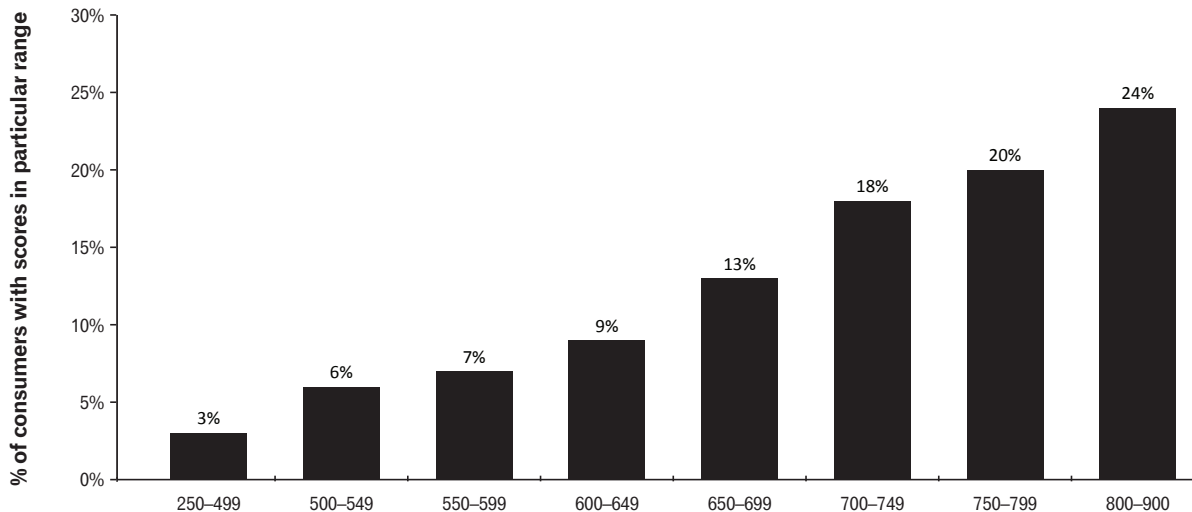
To view a specific graph or table, click on the respective link below.

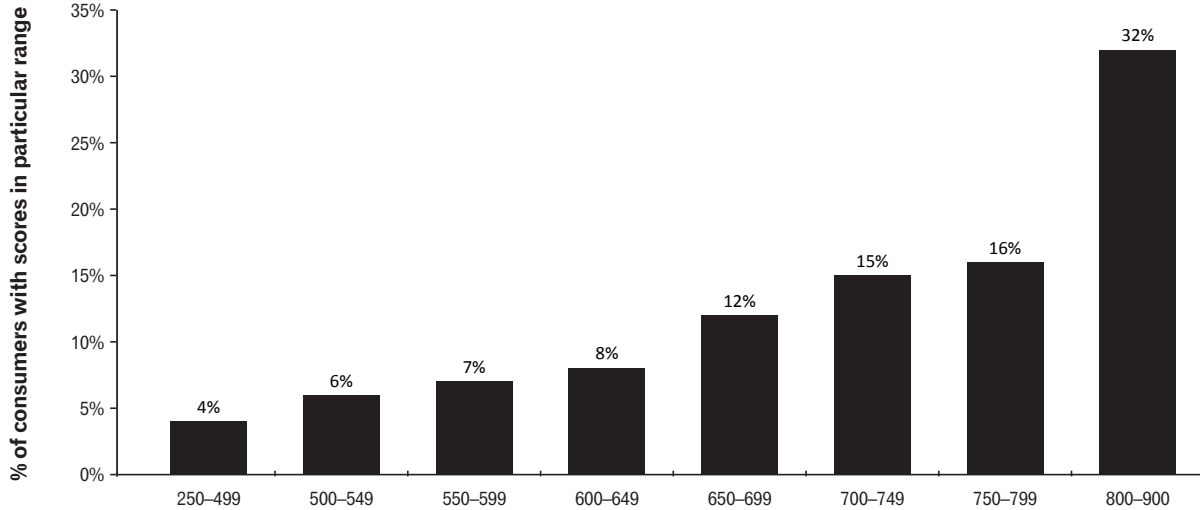
Risk Based Pricing Rule — FICO® Auto Score

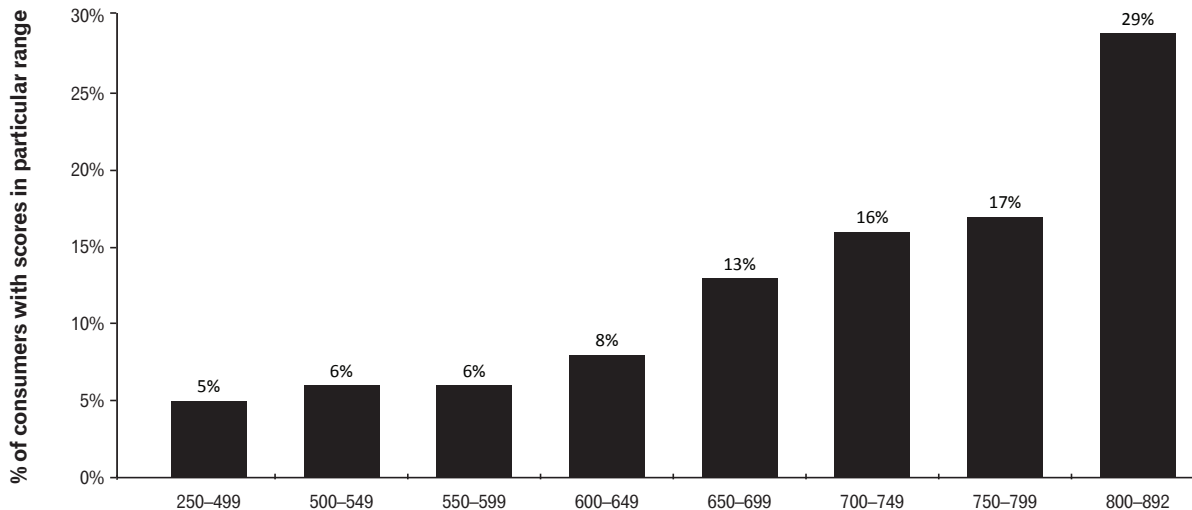
- FICO® Auto Score 2 Graph, EXF3A-O
- FICO® Auto Score 2 Table, EXF3A-O
- FICO® Auto Score 3 Graph, EXF4A-O
- FICO® Auto Score 3 Table, EXF4A-O
- FICO® Auto Score 8 Graph, EXF5A-O
- FICO® Auto Score 8 Table, EXF5A-O
- FICO® Auto Score 9 Graph, EXF6A-O
- FICO® Auto Score 9 Table, EXF6A-O
- FICO® Auto Score 10 Graph, EXF7A-O
- FICO® Auto Score 10 Table, EXF7A-O













FICO® Auto Score 2		
Score Range Min	Score Range Max	Cumulative %
250	454	1%
455	477	2%
478	493	3%
494	506	4%
507	518	5%
519	527	6%
528	537	7%
538	544	8%
545	552	9%
553	559	10%
560	566	11%
567	573	12%
574	579	13%
580	586	14%
587	592	15%
593	598	16%
599	604	17%
605	610	18%
611	615	19%
616	621	20%
622	626	21%
627	631	22%
632	636	23%
637	641	24%
642	646	25%
647	650	26%
651	656	27%
657	660	28%
661	665	29%
666	669	30%
670	673	31%
674	678	32%
679	681	33%
682	686	34%
687	689	35%
690	693	36%

FICO® Auto Score 2

Score Range Min	Score Range Max	Cumulative %
694	697	37%
698	700	38%
701	704	39%
705	708	40%
709	711	41%
712	714	42%
715	718	43%
719	721	44%
722	724	45%
725	727	46%
728	731	47%
732	733	48%
734	737	49%
738	739	50%
740	742	51%
743	745	52%
746	748	53%
749	751	54%
752	753	55%
754	755	56%
756	758	57%
759	761	58%
762	763	59%
764	765	60%
766	768	61%
769	770	62%
771	773	63%
774	774	64%
775	776	65%
777	779	66%
780	781	67%
782	783	68%
784	784	69%
785	786	70%
787	788	71%
789	790	72%
791	792	73%
793	794	74%
795	795	75%

FICO® Auto Score 2

Score Range Min	Score Range Max	Cumulative %
796	797	76%
798	799	77%
800	800	78%
801	802	79%
803	804	80%
805	805	81%
806	807	82%
808	808	83%
809	810	84%
811	813	85%
814	815	86%
816	816	87%
817	818	88%
819	820	89%
821	823	90%
824	825	91%
826	827	92%
828	830	93%
831	834	94%
835	837	95%
838	841	96%
842	846	97%
847	851	98%
852	858	99%
859	877	100%



FICO® Auto Score 3		
Score Range Min	Score Range Max	Cumulative %
250	454	1%
455	474	2%
475	488	3%
489	500	4%
501	510	5%
511	519	6%
520	528	7%
529	535	8%
536	543	9%
544	551	10%
552	558	11%
559	565	12%
566	572	13%
573	579	14%
580	586	15%
587	593	16%
594	600	17%
601	606	18%
607	612	19%
613	618	20%
619	624	21%
625	631	22%
632	636	23%
637	642	24%
643	647	25%
648	652	26%
653	657	27%
658	662	28%
663	666	29%
667	671	30%
672	676	31%
677	680	32%
681	685	33%
686	689	34%
690	693	35%
694	698	36%

FICO® Auto Score 3

Score Range Min	Score Range Max	Cumulative %
699	701	37%
702	705	38%
706	709	39%
710	712	40%
713	716	41%
717	720	42%
721	724	43%
725	727	44%
728	731	45%
732	734	46%
735	738	47%
739	741	48%
742	745	49%
746	747	50%
748	751	51%
752	754	52%
755	757	53%
758	761	54%
762	764	55%
765	767	56%
768	770	57%
771	773	58%
774	776	59%
777	779	60%
780	782	61%
783	784	62%
785	787	63%
788	789	64%
790	791	65%
792	793	66%
794	795	67%
796	798	68%
799	800	69%
801	802	70%
803	804	71%
805	806	72%
807	808	73%
809	810	74%
811	812	75%

FICO® Auto Score 3

Score Range Min	Score Range Max	Cumulative %
813	814	76%
815	816	77%
817	817	78%
818	819	79%
820	820	80%
821	823	81%
824	825	82%
826	827	83%
828	829	84%
830	830	85%
831	832	86%
833	834	87%
835	835	88%
836	837	89%
838	839	90%
840	841	91%
842	843	92%
844	846	93%
847	849	94%
850	852	95%
853	856	96%
857	859	97%
860	866	98%
867	874	99%
875	900	100%



FICO® Auto Score 8		
Score Range Min	Score Range Max	Cumulative %
250	460	1%
461	481	2%
482	495	3%
496	507	4%
508	516	5%
517	525	6%
526	534	7%
535	542	8%
543	550	9%
551	557	10%
558	565	11%
566	572	12%
573	579	13%
580	586	14%
587	592	15%
593	598	16%
599	604	17%
605	610	18%
611	616	19%
617	621	20%
622	626	21%
627	631	22%
632	637	23%
638	642	24%
643	647	25%
648	652	26%
653	657	27%
658	660	28%
661	665	29%
666	670	30%
671	674	31%
675	678	32%
679	681	33%
682	685	34%
686	689	35%
690	693	36%

FICO® Auto Score 8

Score Range Min	Score Range Max	Cumulative %
694	696	37%
697	699	38%
700	703	39%
704	706	40%
707	708	41%
709	712	42%
713	715	43%
716	718	44%
719	721	45%
722	724	46%
725	726	47%
727	730	48%
731	733	49%
734	734	50%
735	738	51%
739	740	52%
741	741	53%
742	743	54%
744	746	55%
747	749	56%
750	752	57%
753	754	58%
755	757	59%
758	760	60%
761	762	61%
763	765	62%
766	767	63%
768	770	64%
771	773	65%
774	775	66%
776	777	67%
778	780	68%
781	783	69%
784	785	70%
786	787	71%
788	791	72%
792	793	73%
794	795	74%
796	797	75%

FICO® Auto Score 8

Score Range Min	Score Range Max	Cumulative %
798	800	76%
801	803	77%
804	805	78%
806	808	79%
809	811	80%
812	813	81%
814	815	82%
816	818	83%
819	821	84%
822	824	85%
825	826	86%
827	830	87%
831	833	88%
834	835	89%
836	838	90%
839	843	91%
844	846	92%
847	850	93%
851	854	94%
855	858	95%
859	863	96%
864	868	97%
869	874	98%
875	882	99%
883	900	100%



FICO® Auto Score 9		
Score Range Min	Score Range Max	Cumulative %
250	448	1%
449	469	2%
470	483	3%
484	493	4%
494	503	5%
504	512	6%
513	521	7%
522	529	8%
530	537	9%
538	545	10%
546	553	11%
554	561	12%
562	569	13%
570	576	14%
577	584	15%
585	591	16%
592	599	17%
600	606	18%
607	613	19%
614	620	20%
621	626	21%
627	632	22%
633	638	23%
639	642	24%
643	647	25%
648	652	26%
653	657	27%
658	662	28%
663	667	29%
668	672	30%
673	677	31%
678	681	32%
682	685	33%
686	689	34%
690	692	35%
693	696	36%

FICO® Auto Score 9

Score Range Min	Score Range Max	Cumulative %
697	698	37%
699	703	38%
704	706	39%
707	709	40%
710	714	41%
715	717	42%
718	720	43%
721	722	44%
723	725	45%
726	728	46%
729	732	47%
733	735	48%
736	739	49%
740	742	50%
743	745	51%
746	750	52%
751	753	53%
754	756	54%
757	760	55%
761	763	56%
764	766	57%
767	770	58%
771	773	59%
774	776	60%
777	779	61%
780	782	62%
783	785	63%
786	789	64%
790	791	65%
792	794	66%
795	796	67%
797	799	68%
800	801	69%
802	804	70%
805	807	71%
808	809	72%
810	811	73%
812	814	74%
815	816	75%

FICO® Auto Score 9

Score Range Min	Score Range Max	Cumulative %
817	818	76%
819	820	77%
821	822	78%
823	826	79%
827	827	80%
828	830	81%
831	832	82%
833	834	83%
835	836	84%
837	838	85%
839	840	86%
841	842	87%
843	844	88%
845	846	89%
847	848	90%
849	849	91%
850	851	92%
852	853	93%
854	855	94%
856	858	95%
859	862	96%
863	866	97%
867	871	98%
872	878	99%
879	900	100%



FICO® Auto Score 10		
Score Range Min	Score Range Max	Cumulative %
250	444	1%
445	466	2%
467	482	3%
483	494	4%
495	504	5%
505	515	6%
516	524	7%
525	532	8%
533	542	9%
543	550	10%
551	558	11%
559	566	12%
567	574	13%
575	581	14%
582	589	15%
590	596	16%
597	604	17%
605	611	18%
612	618	19%
619	624	20%
625	630	21%
631	636	22%
637	641	23%
642	646	24%
647	651	25%
652	655	26%
656	660	27%
661	664	28%
665	669	29%
670	673	30%
674	677	31%
678	680	32%
681	684	33%
685	688	34%
689	691	35%
692	694	36%

FICO® Auto Score 10

Score Range Min	Score Range Max	Cumulative %
695	697	37%
698	701	38%
702	704	39%
705	707	40%
708	711	41%
712	712	42%
713	715	43%
716	719	44%
720	722	45%
723	725	46%
726	729	47%
730	732	48%
733	735	49%
736	739	50%
740	742	51%
743	745	52%
746	748	53%
749	752	54%
753	755	55%
756	757	56%
758	760	57%
761	763	58%
764	766	59%
767	769	60%
770	773	61%
774	776	62%
777	779	63%
780	782	64%
783	785	65%
786	788	66%
789	790	67%
791	792	68%
793	795	69%
796	798	70%
799	800	71%
801	803	72%
804	805	73%
806	808	74%
809	810	75%

FICO® Auto Score 10

Score Range Min	Score Range Max	Cumulative %
811	813	76%
814	815	77%
816	817	78%
818	820	79%
821	822	80%
823	824	81%
825	827	82%
828	830	83%
831	833	84%
834	836	85%
837	838	86%
839	841	87%
842	844	88%
845	847	89%
848	849	90%
850	852	91%
853	855	92%
856	858	93%
859	860	94%
861	863	95%
864	865	96%
866	870	97%
871	875	98%
876	881	99%
882	892	100%