

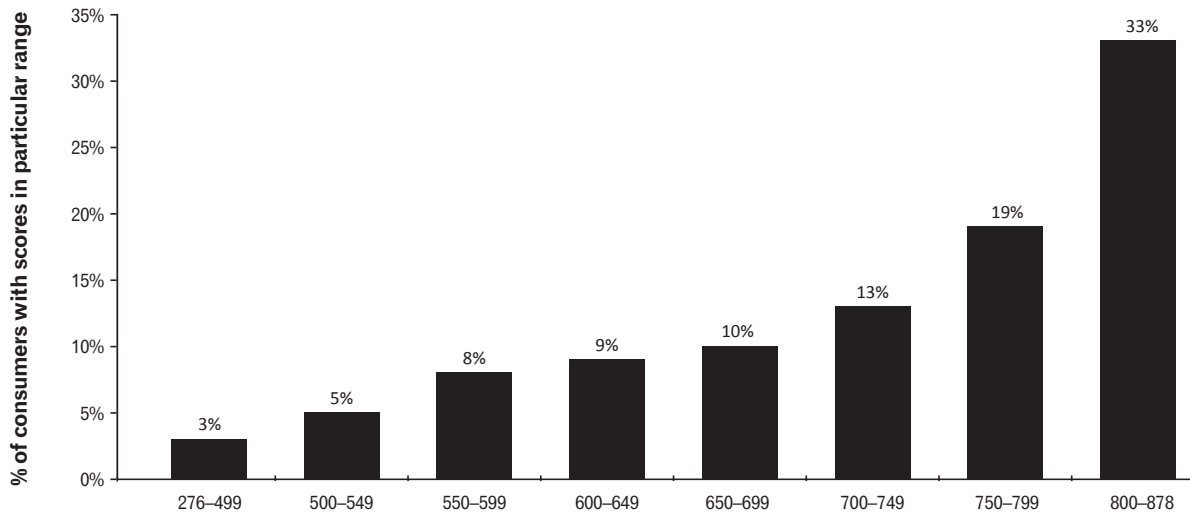


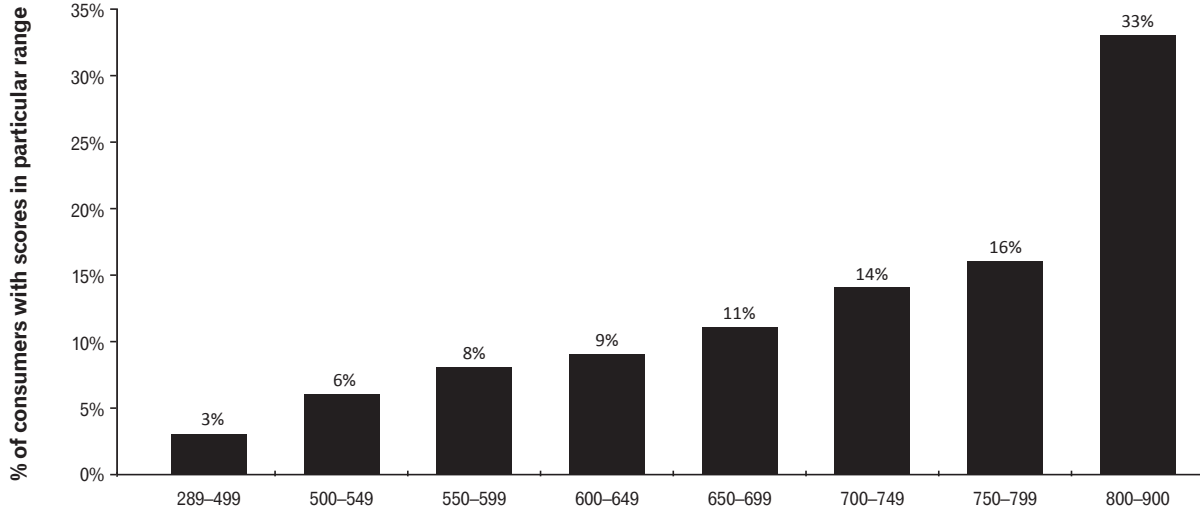
475 Anton Boulevard
Costa Mesa, CA 92626
www.experian.com

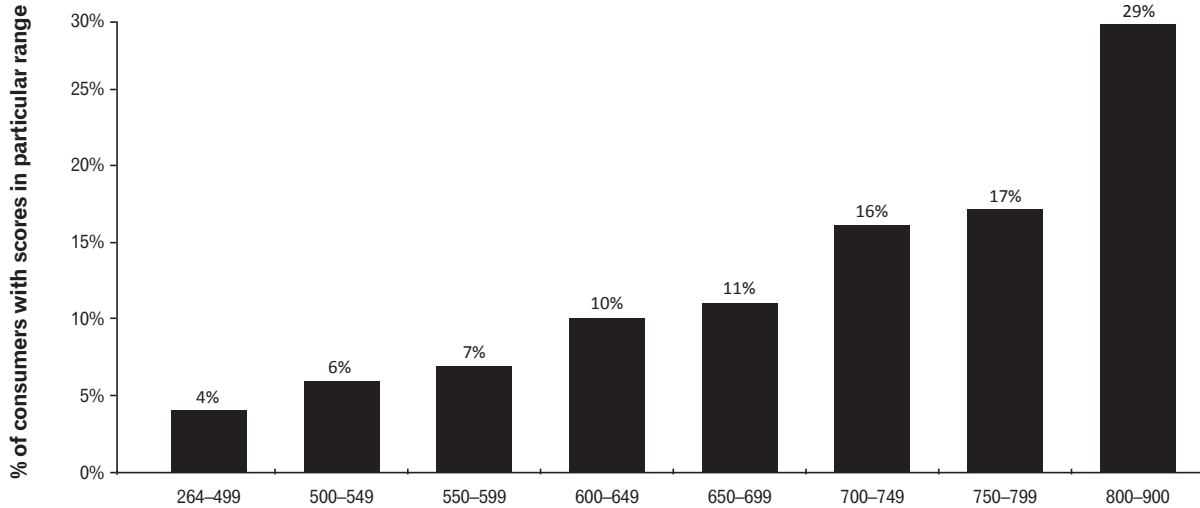
To view a specific graph or table, click on the respective link below.

Risk Based Pricing Rule — FICO® Bankcard Score

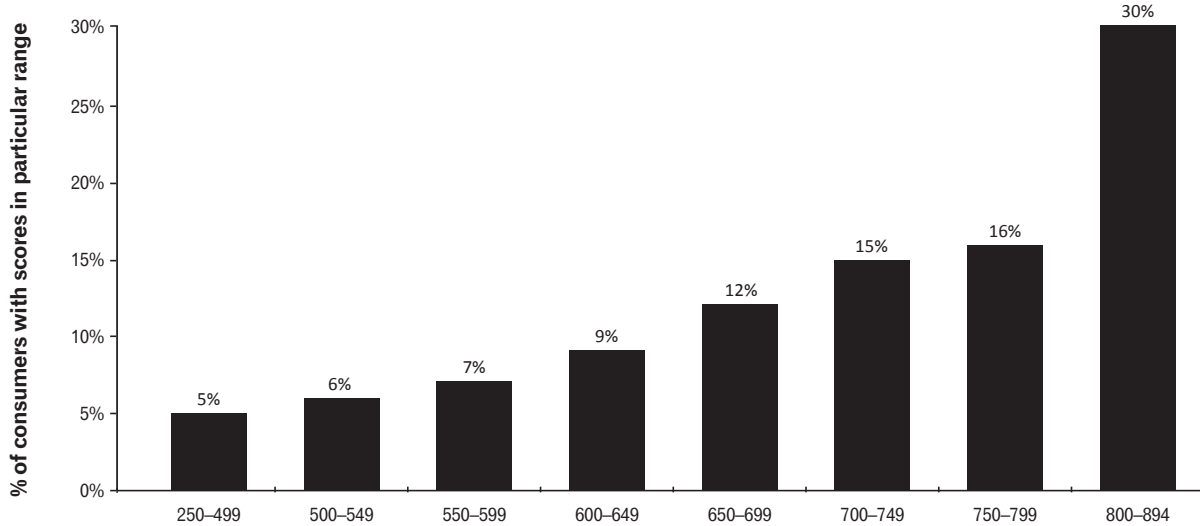
- FICO® Bankcard Score 2 Graph, EXF3B-O
- FICO® Bankcard Score 2 Table, EXF3B-O
- FICO® Bankcard Score 3 Graph, EXF4B-O
- FICO® Bankcard Score 3 Table, EXF4B-O
- FICO® Bankcard Score 8 Graph, EXF5B-O
- FICO® Bankcard Score 8 Table, EXF5B-O
- FICO® Bankcard Score 9 Graph, EXF6B-O
- FICO® Bankcard Score 9 Table, EXF6B-O
- FICO® Bankcard Score 10 Graph, EXF7B-O
- FICO® Bankcard Score 10 Table, EXF7B-O



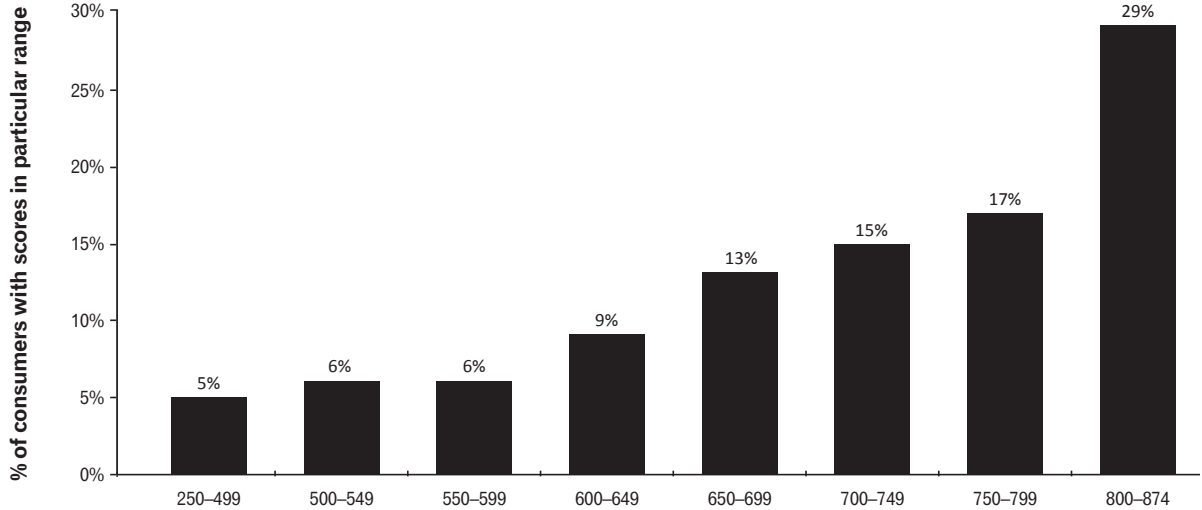




FICO® Bankcard Score 8



FICO® Bankcard Score 9



FICO® Bankcard Score 10



FICO® Bankcard Score 2		
Score Range Min	Score Range Max	Cumulative %
276	470	1%
471	489	2%
490	502	3%
503	514	4%
515	524	5%
525	533	6%
534	542	7%
543	550	8%
551	557	9%
558	565	10%
566	571	11%
572	577	12%
578	583	13%
584	589	14%
590	595	15%
596	601	16%
602	606	17%
607	612	18%
613	617	19%
618	623	20%
624	628	21%
629	634	22%
635	639	23%
640	643	24%
644	648	25%
649	653	26%
654	659	27%
660	664	28%
665	669	29%
670	674	30%
675	679	31%
680	684	32%
685	689	33%
690	693	34%
694	698	35%
699	702	36%

FICO® Bankcard Score 2

Score Range Min	Score Range Max	Cumulative %
703	707	37%
708	711	38%
712	715	39%
716	719	40%
720	723	41%
724	727	42%
728	730	43%
731	734	44%
735	738	45%
739	741	46%
742	744	47%
745	747	48%
748	750	49%
751	753	50%
754	757	51%
758	760	52%
761	763	53%
764	766	54%
767	768	55%
769	771	56%
772	774	57%
775	777	58%
778	779	59%
780	782	60%
783	784	61%
785	787	62%
788	789	63%
790	791	64%
792	793	65%
794	795	66%
796	799	67%
800	801	68%
802	803	69%
804	805	70%
806	807	71%
808	809	72%
810	811	73%
812	813	74%
814	815	75%

FICO® Bankcard Score 2

Score Range Min	Score Range Max	Cumulative %
816	818	76%
819	819	77%
820	821	78%
822	823	79%
824	825	80%
826	826	81%
827	828	82%
829	830	83%
831	831	84%
832	833	85%
834	835	86%
836	837	87%
838	839	88%
840	840	89%
841	842	90%
843	844	91%
845	846	92%
847	848	93%
849	850	94%
851	852	95%
853	855	96%
856	857	97%
858	861	98%
862	865	99%
866	878	100%



FICO® Bankcard Score 3		
Score Range Min	Score Range Max	Cumulative %
289	468	1%
469	486	2%
487	498	3%
499	509	4%
510	518	5%
519	526	6%
527	534	7%
535	541	8%
542	548	9%
549	555	10%
556	562	11%
563	568	12%
569	575	13%
576	581	14%
582	588	15%
589	593	16%
594	600	17%
601	605	18%
606	611	19%
612	617	20%
618	623	21%
624	629	22%
630	634	23%
635	639	24%
640	644	25%
645	649	26%
650	654	27%
655	658	28%
659	663	29%
664	668	30%
669	672	31%
673	677	32%
678	682	33%
683	686	34%
687	690	35%
691	694	36%

FICO® Bankcard Score 3

Score Range Min	Score Range Max	Cumulative %
695	698	37%
699	702	38%
703	706	39%
707	710	40%
711	714	41%
715	718	42%
719	721	43%
722	725	44%
726	729	45%
730	733	46%
734	736	47%
737	740	48%
741	743	49%
744	746	50%
747	750	51%
751	753	52%
754	758	53%
759	761	54%
762	764	55%
765	767	56%
768	770	57%
771	773	58%
774	776	59%
777	779	60%
780	782	61%
783	786	62%
787	789	63%
790	791	64%
792	794	65%
795	796	66%
797	799	67%
800	801	68%
802	803	69%
804	806	70%
807	808	71%
809	811	72%
812	813	73%
814	815	74%
816	817	75%

FICO® Bankcard Score 3

Score Range Min	Score Range Max	Cumulative %
818	819	76%
820	821	77%
822	823	78%
824	825	79%
826	827	80%
828	829	81%
830	831	82%
832	833	83%
834	836	84%
837	838	85%
839	840	86%
841	842	87%
843	843	88%
844	844	89%
845	846	90%
847	848	91%
849	850	92%
851	853	93%
854	855	94%
856	857	95%
858	859	96%
860	861	97%
862	868	98%
869	875	99%
876	900	100%



FICO® Bankcard Score 8		
Score Range Min	Score Range Max	Cumulative %
264	467	1%
468	482	2%
483	494	3%
495	503	4%
504	512	5%
513	521	6%
522	528	7%
529	536	8%
537	544	9%
545	551	10%
552	559	11%
560	566	12%
567	572	13%
573	579	14%
580	586	15%
587	592	16%
593	598	17%
599	603	18%
604	609	19%
610	615	20%
616	620	21%
621	625	22%
626	631	23%
632	636	24%
637	642	25%
643	646	26%
647	651	27%
652	656	28%
657	661	29%
662	666	30%
667	670	31%
671	675	32%
676	679	33%
680	684	34%
685	688	35%
689	693	36%

FICO® Bankcard Score 8

Score Range Min	Score Range Max	Cumulative %
694	696	37%
697	700	38%
701	704	39%
705	707	40%
708	710	41%
711	713	42%
714	717	43%
718	721	44%
722	724	45%
725	728	46%
729	732	47%
733	735	48%
736	737	49%
738	740	50%
741	743	51%
744	744	52%
745	747	53%
748	750	54%
751	753	55%
754	757	56%
758	760	57%
761	763	58%
764	766	59%
767	769	60%
770	772	61%
773	774	62%
775	778	63%
779	780	64%
781	783	65%
784	785	66%
786	789	67%
790	791	68%
792	793	69%
794	796	70%
797	798	71%
799	801	72%
802	803	73%
804	805	74%
806	807	75%

FICO® Bankcard Score 8

Score Range Min	Score Range Max	Cumulative %
808	809	76%
810	813	77%
814	815	78%
816	817	79%
818	819	80%
820	822	81%
823	824	82%
825	826	83%
827	828	84%
829	830	85%
831	833	86%
834	835	87%
836	838	88%
839	840	89%
841	843	90%
844	846	91%
847	849	92%
850	852	93%
853	856	94%
857	860	95%
861	864	96%
865	870	97%
871	875	98%
876	883	99%
884	900	100%



FICO® Bankcard Score 9		
Score Range Min	Score Range Max	Cumulative %
250	445	1%
446	466	2%
467	481	3%
482	492	4%
493	502	5%
503	512	6%
513	520	7%
521	529	8%
530	537	9%
538	544	10%
545	552	11%
553	560	12%
561	567	13%
568	575	14%
576	582	15%
583	590	16%
591	597	17%
598	605	18%
606	612	19%
613	618	20%
619	624	21%
625	630	22%
631	635	23%
636	640	24%
641	645	25%
646	649	26%
650	654	27%
655	659	28%
660	663	29%
664	667	30%
668	672	31%
673	676	32%
677	679	33%
680	683	34%
684	687	35%
688	691	36%

FICO® Bankcard Score 9

Score Range Min	Score Range Max	Cumulative %
692	695	37%
696	697	38%
698	701	39%
702	704	40%
705	707	41%
708	711	42%
712	715	43%
716	717	44%
718	719	45%
720	723	46%
724	726	47%
727	730	48%
731	734	49%
735	737	50%
738	741	51%
742	744	52%
745	748	53%
749	751	54%
752	754	55%
755	758	56%
759	761	57%
762	765	58%
766	768	59%
769	772	60%
773	775	61%
776	778	62%
779	781	63%
782	784	64%
785	787	65%
788	790	66%
791	792	67%
793	794	68%
795	797	69%
798	799	70%
800	802	71%
803	804	72%
805	806	73%
807	809	74%
810	811	75%

FICO® Bankcard Score 9

Score Range Min	Score Range Max	Cumulative %
812	813	76%
814	815	77%
816	818	78%
819	820	79%
821	822	80%
823	824	81%
825	826	82%
827	828	83%
829	831	84%
832	833	85%
834	834	86%
835	836	87%
837	837	88%
838	839	89%
840	841	90%
842	843	91%
844	845	92%
846	847	93%
848	849	94%
850	851	95%
852	854	96%
855	857	97%
858	862	98%
863	868	99%
869	894	100%



FICO® Bankcard Score 10		
Score Range Min	Score Range Max	Cumulative %
250	445	1%
446	466	2%
467	480	3%
481	491	4%
492	501	5%
502	510	6%
511	520	7%
521	528	8%
529	536	9%
537	545	10%
546	552	11%
553	560	12%
561	568	13%
569	575	14%
576	583	15%
584	591	16%
592	598	17%
599	606	18%
607	613	19%
614	619	20%
620	625	21%
626	631	22%
632	636	23%
637	640	24%
641	645	25%
646	650	26%
651	656	27%
657	660	28%
661	664	29%
665	668	30%
669	673	31%
674	676	32%
677	680	33%
681	684	34%
685	688	35%
689	690	36%

FICO® Bankcard Score 10

Score Range Min	Score Range Max	Cumulative %
691	693	37%
694	697	38%
698	700	39%
701	704	40%
705	707	41%
708	709	42%
710	712	43%
713	716	44%
717	719	45%
720	722	46%
723	726	47%
727	729	48%
730	733	49%
734	737	50%
738	740	51%
741	744	52%
745	747	53%
748	749	54%
750	752	55%
753	756	56%
757	759	57%
760	762	58%
763	765	59%
766	769	60%
770	772	61%
773	775	62%
776	778	63%
779	780	64%
781	783	65%
784	785	66%
786	788	67%
789	791	68%
792	794	69%
795	796	70%
797	799	71%
800	802	72%
803	804	73%
805	807	74%
808	808	75%

FICO® Bankcard Score 10

Score Range Min	Score Range Max	Cumulative %
809	810	76%
811	813	77%
814	815	78%
816	817	79%
818	819	80%
820	822	81%
823	824	82%
825	826	83%
827	828	84%
829	830	85%
831	832	86%
833	834	87%
835	835	88%
836	837	89%
838	839	90%
840	842	91%
843	845	92%
846	847	93%
848	849	94%
850	851	95%
852	854	96%
855	858	97%
859	863	98%
864	867	99%
868	874	100%