



475 Anton Boulevard  
Costa Mesa, CA 92626  
[www.experian.com](http://www.experian.com)

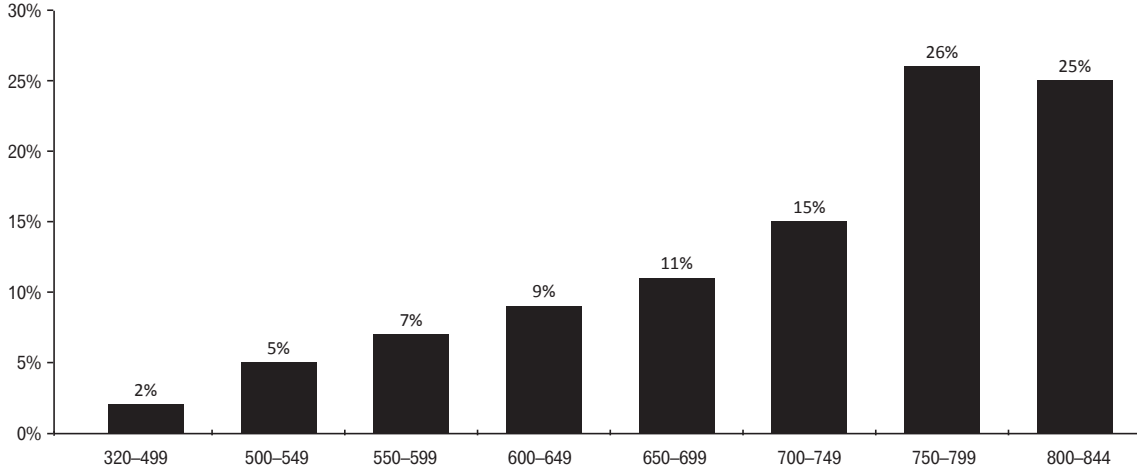
To view a specific graph or table, click on the respective link below.

## Risk Based Pricing Rule — FICO® Score

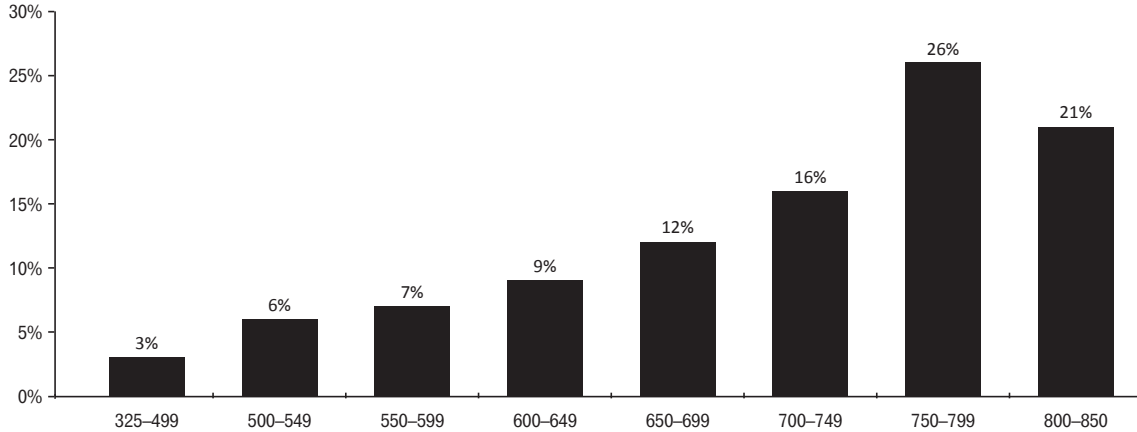
---

- FICO® Score 2 Graph, EXF3G-O
- FICO® Score 2 Table, EXF3G-O
- FICO® Score 3 Graph, EXF4G-O
- FICO® Score 3 Table, EXF4G-O
- FICO® Score 8 Graph, EXF5G-O
- FICO® Score 8 Table, EXF5G-O
- FICO® Score 9 Graph, EXF6G-O
- FICO® Score 9 Table, EXF6G-O
- FICO® Score 10 Graph, EXF7G-O
- FICO® Score 10 Table, EXF7G-O
- FICO® Score 10 T Graph, EXT7G-O
- FICO® Score 10 T Table, EXT7G-O
- UltraFICO® Score Graph, EXUF1-J
- UltraFICO® Score Table, EXUF1-J

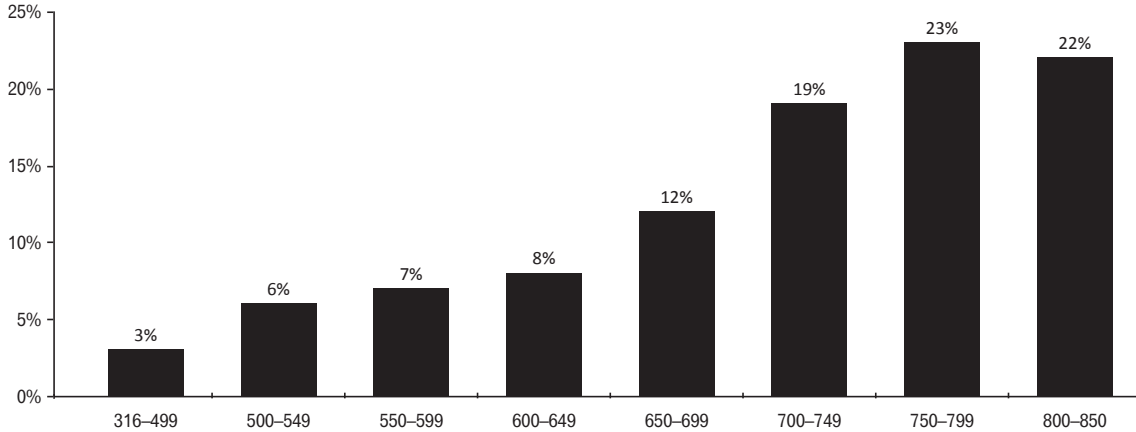
% of consumers with scores in particular range



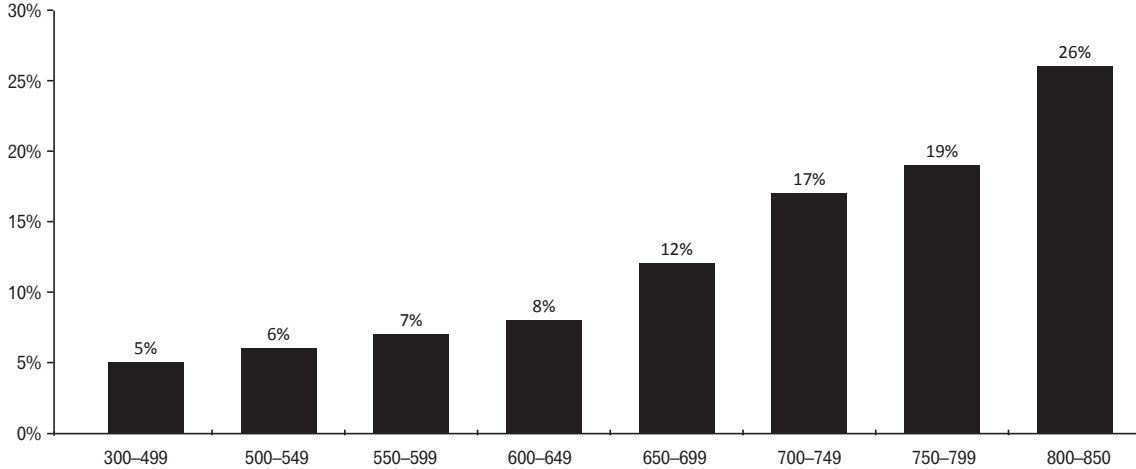
% of consumers with scores in particular range

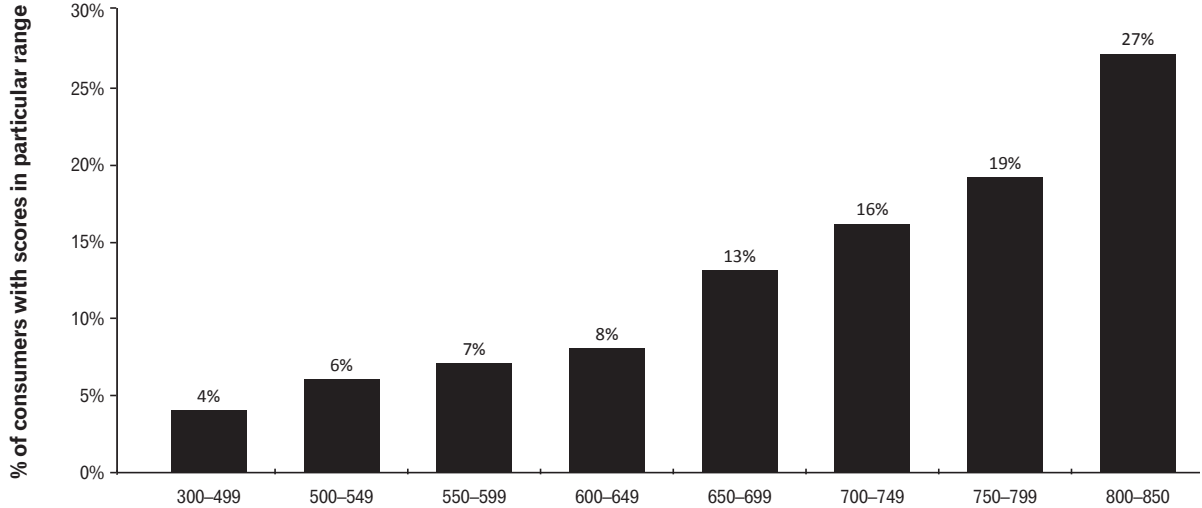


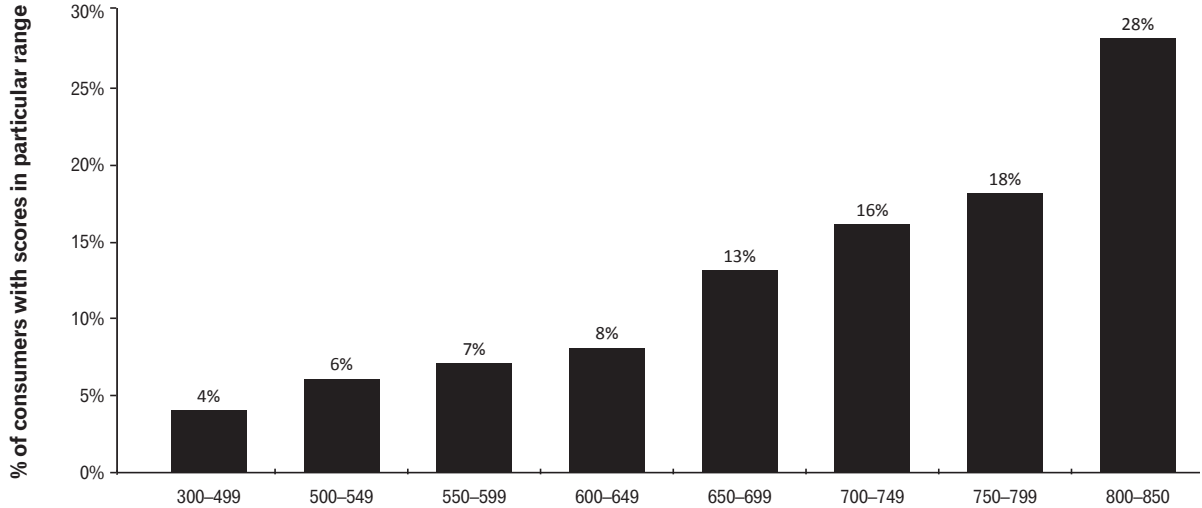
% of consumers with scores in particular range

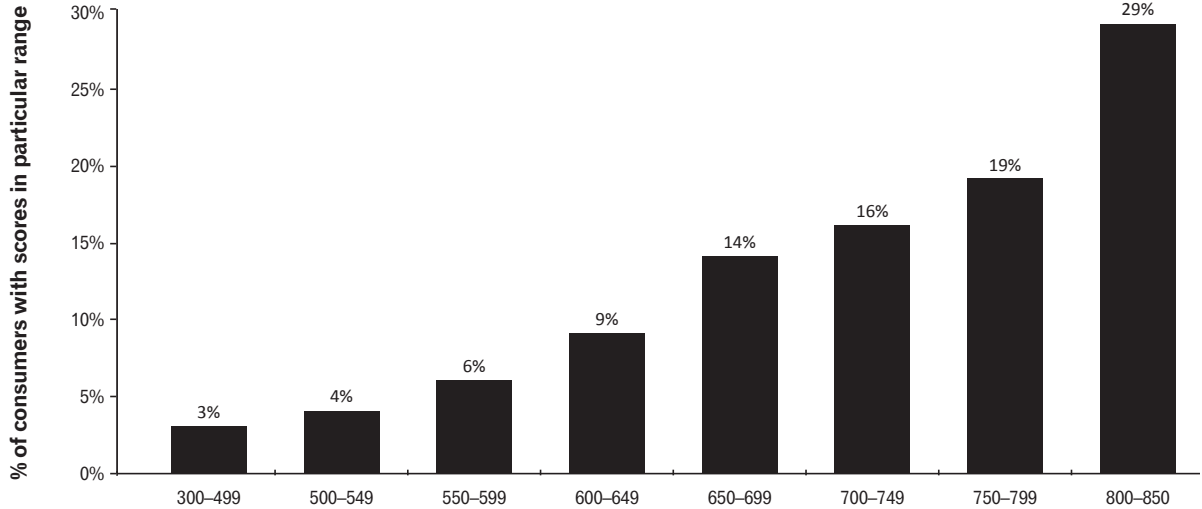


% of consumers with scores in particular range













FICO® Score 2		
Score Range Min	Score Range Max	Cumulative %
320	480	1%
481	497	2%
498	509	3%
510	519	4%
520	529	5%
530	538	6%
539	546	7%
547	554	8%
555	562	9%
563	569	10%
570	576	11%
577	582	12%
583	589	13%
590	595	14%
596	601	15%
602	607	16%
608	613	17%
614	618	18%
619	624	19%
625	629	20%
630	634	21%
635	640	22%
641	645	23%
646	650	24%
651	655	25%
656	659	26%
660	664	27%
665	668	28%
669	673	29%
674	678	30%
679	683	31%
684	687	32%
688	691	33%
692	696	34%
697	700	35%
701	704	36%

**FICO® Score 2**

<b>Score Range Min</b>	<b>Score Range Max</b>	<b>Cumulative %</b>
705	708	37%
709	712	38%
713	716	39%
717	719	40%
720	723	41%
724	726	42%
727	729	43%
730	733	44%
734	736	45%
737	739	46%
740	742	47%
743	745	48%
746	748	49%
749	750	50%
751	753	51%
754	755	52%
756	758	53%
759	760	54%
761	763	55%
764	765	56%
766	767	57%
768	770	58%
771	772	59%
773	773	60%
774	776	61%
777	778	62%
779	779	63%
780	781	64%
782	783	65%
784	785	66%
786	787	67%
788	788	68%
789	790	69%
791	791	70%
792	793	71%
794	794	72%
795	796	73%
797	797	74%
798	798	75%

**FICO® Score 2**

<b>Score Range Min</b>	<b>Score Range Max</b>	<b>Cumulative %</b>
799	800	76%
801	801	77%
802	803	78%
804	804	79%
805	805	80%
806	807	81%
808	808	82%
809	809	83%
810	811	84%
812	813	85%
814	814	86%
815	815	87%
816	816	88%
817	818	89%
819	820	90%
821	821	91%
822	822	92%
823	824	93%
825	826	94%
827	829	95%
830	831	96%
832	832	97%
833	837	98%
838	839	99%
840	844	100%



FICO® Score 3		
Score Range Min	Score Range Max	Cumulative %
325	469	1%
470	486	2%
487	498	3%
499	508	4%
509	517	5%
518	526	6%
527	534	7%
535	542	8%
543	550	9%
551	557	10%
558	564	11%
565	572	12%
573	578	13%
579	585	14%
586	592	15%
593	598	16%
599	604	17%
605	611	18%
612	617	19%
618	623	20%
624	628	21%
629	634	22%
635	639	23%
640	645	24%
646	650	25%
651	655	26%
656	660	27%
661	665	28%
666	669	29%
670	673	30%
674	677	31%
678	681	32%
682	685	33%
686	689	34%
690	693	35%
694	696	36%

**FICO® Score 3**

<b>Score Range Min</b>	<b>Score Range Max</b>	<b>Cumulative %</b>
697	700	37%
701	703	38%
704	706	39%
707	710	40%
711	713	41%
714	716	42%
717	719	43%
720	722	44%
723	725	45%
726	728	46%
729	731	47%
732	734	48%
735	737	49%
738	740	50%
741	743	51%
744	746	52%
747	748	53%
749	751	54%
752	754	55%
755	757	56%
758	759	57%
760	762	58%
763	764	59%
765	766	60%
767	769	61%
770	771	62%
772	773	63%
774	775	64%
776	777	65%
778	779	66%
780	781	67%
782	783	68%
784	785	69%
786	787	70%
788	788	71%
789	790	72%
791	791	73%
792	793	74%
794	794	75%

**FICO® Score 3**

<b>Score Range Min</b>	<b>Score Range Max</b>	<b>Cumulative %</b>
795	796	76%
797	797	77%
798	798	78%
799	799	79%
800	801	80%
802	803	81%
804	804	82%
805	806	83%
807	807	84%
808	808	85%
809	809	86%
810	811	87%
812	812	88%
813	814	89%
815	816	90%
817	817	91%
818	818	92%
819	819	94%
820	822	95%
823	823	96%
824	826	97%
827	830	98%
831	834	99%
835	850	100%

<b>FICO® Score 8</b>		
<b>Score Range Min</b>	<b>Score Range Max</b>	<b>Cumulative %</b>
316	479	1%
480	493	2%
494	504	3%
505	513	4%
514	522	5%
523	530	6%
531	538	7%
539	545	8%
546	552	9%
553	559	10%
560	566	11%
567	573	12%
574	580	13%
581	587	14%
588	593	15%
594	600	16%
601	606	17%
607	612	18%
613	619	19%
620	625	20%
626	631	21%
632	637	22%
638	643	23%
644	648	24%
649	653	25%
654	658	26%
659	662	27%
663	667	28%
668	671	29%
672	676	30%
677	681	31%
682	684	32%
685	688	33%
689	692	34%
693	696	35%
697	700	36%

**FICO® Score 8**

<b>Score Range Min</b>	<b>Score Range Max</b>	<b>Cumulative %</b>
701	703	37%
704	706	38%
707	710	39%
711	713	40%
714	715	41%
716	718	42%
719	721	43%
722	724	44%
725	727	45%
728	730	46%
731	733	47%
734	735	48%
736	737	49%
738	740	50%
741	742	51%
743	743	52%
744	746	53%
747	748	54%
749	750	55%
751	753	56%
754	755	57%
756	758	58%
759	760	59%
761	763	60%
764	765	61%
766	767	62%
768	769	63%
770	771	64%
772	774	65%
775	776	66%
777	778	67%
779	780	68%
781	782	69%
783	785	70%
786	787	71%
788	788	72%
789	790	73%
791	792	74%
793	794	75%



**FICO® Score 8**

<b>Score Range Min</b>	<b>Score Range Max</b>	<b>Cumulative %</b>
795	797	76%
798	798	77%
799	800	78%
801	802	79%
803	804	80%
805	806	81%
807	808	82%
809	810	83%
811	811	84%
812	813	85%
814	815	86%
816	817	87%
818	819	88%
820	821	89%
822	823	90%
824	825	91%
826	828	92%
829	830	93%
831	832	94%
833	836	95%
837	839	96%
840	843	97%
844	847	98%
848	849	99%
850	850	100%



FICO® Score 9		
Score Range Min	Score Range Max	Cumulative %
300	445	1%
446	465	2%
466	479	3%
480	490	4%
491	500	5%
501	509	6%
510	517	7%
518	526	8%
527	534	9%
535	542	10%
543	550	11%
551	557	12%
558	565	13%
566	573	14%
574	580	15%
581	588	16%
589	596	17%
597	603	18%
604	611	19%
612	618	20%
619	625	21%
626	632	22%
633	638	23%
639	643	24%
644	647	25%
648	652	26%
653	657	27%
658	662	28%
663	667	29%
668	672	30%
673	676	31%
677	679	32%
680	684	33%
685	687	34%
688	691	35%
692	695	36%

**FICO® Score 9**

<b>Score Range Min</b>	<b>Score Range Max</b>	<b>Cumulative %</b>
696	696	37%
697	700	38%
701	704	39%
705	707	40%
708	710	41%
711	714	42%
715	717	43%
718	718	44%
719	721	45%
722	724	46%
725	727	47%
728	730	48%
731	733	49%
734	736	50%
737	739	51%
740	743	52%
744	746	53%
747	748	54%
749	751	55%
752	755	56%
756	758	57%
759	761	58%
762	764	59%
765	767	60%
768	770	61%
771	772	62%
773	775	63%
776	777	64%
778	779	65%
780	782	66%
783	785	67%
786	787	68%
788	789	69%
790	792	70%
793	794	71%
795	796	72%
797	798	73%
799	800	74%
801	803	75%

**FICO® Score 9**

<b>Score Range Min</b>	<b>Score Range Max</b>	<b>Cumulative %</b>
804	805	76%
806	807	77%
808	809	78%
810	811	79%
812	813	80%
814	815	81%
816	817	82%
818	819	83%
820	821	84%
822	823	85%
824	825	86%
826	826	87%
827	828	88%
829	830	89%
831	832	90%
833	833	91%
834	835	92%
836	837	93%
838	839	94%
840	841	95%
842	844	96%
845	848	97%
849	849	98%
850	850	100%



FICO® Score 10		
Score Range Min	Score Range Max	Cumulative %
300	452	1%
453	472	2%
473	486	3%
487	497	4%
498	506	5%
507	515	6%
516	524	7%
525	532	8%
533	539	9%
540	547	10%
548	555	11%
556	563	12%
564	570	13%
571	578	14%
579	585	15%
586	593	16%
594	600	17%
601	607	18%
608	614	19%
615	621	20%
622	627	21%
628	633	22%
634	639	23%
640	644	24%
645	649	25%
650	654	26%
655	658	27%
659	662	28%
663	666	29%
667	671	30%
672	674	31%
675	678	32%
679	682	33%
683	685	34%
686	689	35%
690	692	36%

**FICO® Score 10**

<b>Score Range Min</b>	<b>Score Range Max</b>	<b>Cumulative %</b>
693	695	37%
696	699	38%
700	702	39%
703	705	40%
706	708	41%
709	710	42%
711	713	43%
714	716	44%
717	720	45%
721	723	46%
724	726	47%
727	729	48%
730	733	49%
734	736	50%
737	739	51%
740	742	52%
743	745	53%
746	748	54%
749	751	55%
752	754	56%
755	757	57%
758	760	58%
761	763	59%
764	766	60%
767	769	61%
770	772	62%
773	775	63%
776	777	64%
778	780	65%
781	783	66%
784	785	67%
786	788	68%
789	791	69%
792	793	70%
794	796	71%
797	798	72%
799	800	73%
801	802	74%
803	805	75%

**FICO® Score 10**

<b>Score Range Min</b>	<b>Score Range Max</b>	<b>Cumulative %</b>
806	807	76%
808	809	77%
810	811	78%
812	813	79%
814	815	80%
816	817	81%
818	819	82%
820	822	83%
823	824	84%
825	826	85%
827	827	86%
828	829	87%
830	830	88%
831	833	89%
834	835	90%
836	838	91%
839	841	92%
842	843	93%
844	845	94%
846	846	95%
847	849	96%
850	850	100%



FICO® Score 10 T		
Score Range Min	Score Range Max	Cumulative %
300	453	1%
454	473	2%
474	486	3%
487	497	4%
498	507	5%
508	515	6%
516	523	7%
524	531	8%
532	539	9%
540	547	10%
548	555	11%
556	563	12%
564	570	13%
571	577	14%
578	585	15%
586	592	16%
593	599	17%
600	607	18%
608	613	19%
614	620	20%
621	626	21%
627	632	22%
633	638	23%
639	643	24%
644	648	25%
649	653	26%
654	657	27%
658	662	28%
663	666	29%
667	670	30%
671	673	31%
674	677	32%
678	681	33%
682	684	34%
685	688	35%
689	691	36%



**FICO® Score 10 T**

<b>Score Range Min</b>	<b>Score Range Max</b>	<b>Cumulative %</b>
692	694	37%
695	697	38%
698	701	39%
702	704	40%
705	707	41%
708	709	42%
710	712	43%
713	715	44%
716	718	45%
719	722	46%
723	725	47%
726	729	48%
730	732	49%
733	736	50%
737	739	51%
740	742	52%
743	745	53%
746	748	54%
749	752	55%
753	755	56%
756	758	57%
759	761	58%
762	764	59%
765	767	60%
768	770	61%
771	773	62%
774	776	63%
777	779	64%
780	781	65%
782	784	66%
785	787	67%
788	789	68%
790	792	69%
793	795	70%
796	797	71%
798	799	72%
800	802	73%
803	804	74%
805	807	75%

**FICO® Score 10 T**

<b>Score Range Min</b>	<b>Score Range Max</b>	<b>Cumulative %</b>
808	809	76%
810	812	77%
813	814	78%
815	815	79%
816	817	80%
818	819	81%
820	822	82%
823	824	83%
825	826	84%
827	827	85%
828	829	86%
830	831	87%
832	833	88%
834	836	89%
837	839	90%
840	841	91%
842	843	92%
844	845	93%
846	848	94%
849	849	95%
850	850	100%



UltraFICO® Score		
Score Range Min	Score Range Max	Cumulative %
300	456	1%
457	483	2%
484	501	3%
502	515	4%
516	528	5%
529	539	6%
540	549	7%
550	558	8%
559	567	9%
568	575	10%
576	583	11%
584	590	12%
591	597	13%
598	603	14%
604	610	15%
611	616	16%
617	622	17%
623	627	18%
628	632	19%
633	638	20%
639	642	21%
643	647	22%
648	651	23%
652	656	24%
657	660	25%
661	664	26%
665	667	27%
668	671	28%
672	675	29%
676	679	30%
680	682	31%
683	686	32%
687	689	33%
690	692	34%
693	696	35%
697	699	36%

**UltraFICO® Score**

<b>Score Range Min</b>	<b>Score Range Max</b>	<b>Cumulative %</b>
700	702	37%
703	705	38%
706	709	39%
710	712	40%
713	715	41%
716	718	42%
719	721	43%
722	725	44%
726	728	45%
729	731	46%
732	734	47%
735	737	48%
738	740	49%
741	744	50%
745	747	51%
748	750	52%
751	753	53%
754	756	54%
757	759	55%
760	762	56%
763	765	57%
766	768	58%
769	771	59%
772	773	60%
774	776	61%
777	779	62%
780	781	63%
782	784	64%
785	786	65%
787	788	66%
789	791	67%
792	793	68%
794	796	69%
797	798	70%
799	800	71%
801	802	72%
803	804	73%
805	806	74%
807	808	75%

**UltraFICO® Score**

<b>Score Range Min</b>	<b>Score Range Max</b>	<b>Cumulative %</b>
809	810	76%
811	813	77%
814	815	78%
816	816	79%
817	818	80%
819	820	81%
821	821	82%
822	823	83%
824	825	84%
826	827	85%
828	828	86%
829	829	87%
830	831	88%
832	833	89%
834	835	90%
836	837	91%
838	838	92%
839	840	93%
841	842	94%
843	844	95%
845	847	96%
848	849	97%
850	850	100%